


Nevada Transportation Authority -- Model Tow Tariff (Flat Rate)

- Tow car operator shall itemize on a tow bill each rate used or fee charged to compute the bill. All charges shall be substantiated in writing and attached to the bill. (NAC 706.420) --
- Timed services are to be billed in full increments for each increment during which any such services are performed --
- On MULTIPLE TOWS - timed services not attributable to any particular vehicle will be shared equally between the towed vehicles --
- All rates set forth below include the services of the driver --


Definitions of these tow services are available for review from the tow car operator or at www.nta.nv.gov	Category A		Category B		Category C - Requiring tow truck with unladen weight of 15,000 lbs. or less		Category C - Requiring tow truck with unladen weight of more than 15,000 pounds	
	Day	Night	Day	Night	Day	Night	Day	Night
ADMINISTRATIVE FEE (law enforcement tows) Flat	25.00		N/A		X		X	
AIR BAG SYSTEM Per Bag	N/A	N/A	N/A	N/A	X		X	
AFTER HOURS Flat	N/A	60.00	N/A	N/A	N/A	60.00	N/A	N/A
AUCTION PREPARATION Cost Plus	Cost Plus 15%				Cost Plus 15%			
CLEAN UP (no charge for the first 30 minutes) Per 30 Minutes	73.00	80.00	N/A	N/A	X		X	
CONVERTER GEAR Flat	N/A	N/A	N/A	N/A	X		X	
CONVERTER GEAR, Mileage Per Loaded Mile	N/A	N/A	N/A	N/A	X		X	
DOLLY Flat	95.00	105.00	N/A	N/A	X		X	
DOLLY, MILEAGE Per Loaded Mile	2.30	2.30	N/A	N/A	X		X	
EXCESS DEADHEAD MILEAGE Per Excess Mile	3.00	3.00	N/A	N/A	X		X	
EXTRA LABOR, Skilled Per 15 Minutes**	25.00	30.00	N/A	N/A	X		X	
EXTRA LABOR, Unskilled Per 15 Minutes**	25.00	30.00	N/A	N/A	X		X	
FACILITATE Per 15 Minutes	25.00	30.00	N/A	N/A	X		X	
ISSUED:	TOW CAR OPERATOR: CPCN #3290 Lynn R. Jackson DBA Lynn's Auto Center 271 Main St. P.O. Box 476 Caliente, Nevada 89008							

** The charge commences at the time of departure to scene of tow and terminates at the time of return to tow operator's yard.

X - Rate not charged for Category C

N/A - Not applicable

Nevada Transportation Authority -- Model Tow Tariff (Flat Rate)


Definitions of these tow services are available for review from the tow car operator or at www.nta.nv.gov	Category A		Category B		Category C - Requiring tow truck with unladen weight of 15,000 lbs. or less		Category C - Requiring tow truck with unladen weight of more than 15,000 pounds	
	Day	Night	Day	Night	Day	Night	Day	Night
LOW EQUIPMENT TRAILER Per Loaded Mile	N/A	N/A	N/A	N/A	X		X	
OFF HOOK Flat	89.40	118.80	N/A	N/A	99.00	130.80	N/A	N/A
OFF ROAD TRAVEL Per 15 Minutes	40.00	46.00	N/A	N/A	X		X	
RECOVERY requiring less than 15,000 lb. tow truck Per 15 Minutes	40.00	55.00	N/A	N/A	X		X	
RECOVERY requiring 15,000 to 20,000 lb. tow truck Per 15 Minutes	45.00	45.00	N/A	N/A	X		X	
RECOVERY requiring over 20,000 lb. tow truck Per 15 Minutes	N/A	N/A	N/A	N/A	X		X	
RECOVERY requiring 50-Ton Boom Tow Truck Per 15 Minutes	N/A	N/A	N/A	N/A	X		X	
RECOVERY requiring tow truck with Rotating Boom Capacity Over 50 Tons Per 15 Minutes	N/A	N/A	N/A	N/A	X		X	
REPLACEMENT TOW Flat	N/A	N/A	N/A	N/A	X		X	
SET OUT Flat	50.00		N/A		50.00		N/A	
SPECIALIZED EQUIPMENT Cost Plus	Cost Plus 15%				X		X	
STAND BY (no charge for the first 30 minutes) Per 30 Minutes	60.00	66.50	N/A	N/A	X		X	
ISSUED:	TOW CAR OPERATOR: CPCN #3290 Lynn R. Jackson DBA Lynn's Auto Center 271 Main St. P.O. Box 476 Caliente, Nevada 89008							

** The charge commences at the time of departure to scene of tow and terminates at the time of return to tow operator's yard.

X - Rate not charged for Category C

N/A - Not applicable

Nevada Transportation Authority -- Model Tow Tariff (Flat Rate)

Definitions of these tow services are available for review from the tow car operator or at www.nta.nv.gov	Category A		Category B		Category C - Requiring tow truck with unladen weight of 15,000 lbs. or less		Category C - Requiring tow truck with unladen weight of more than 15,000 pounds	
	Day	Night	Day	Night	Day	Night	Day	Night
STORAGE, as evidence Per 24-Hour Period	32.00		N/A		X		X	
STORAGE, unsecured Per 24-Hour Period	18.50		N/A		18.50		N/A	
STORAGE, secured Per 24-Hour Period	24.00		N/A		24.00		N/A	
STORAGE, inside Per 24-Hour Period	32.00		N/A		32.00		N/A	
STORAGE, OVERSIZE VEHICLES Per 24-Hour Period	Storage Plus 25%		N/A		Storage Plus 25%		X	
STORAGE, Police Hold - after 15th day Per 24-Hour Period	5.00		N/A		X		X	
STORAGE, Stolen Vehicle - released within five days of recovery Reduction	50% of Storage		N/A		X		X	
TAPE Flat Per Vehicle	36.30		N/A		35.00		N/A	
TIRE CHAINS Flat	108.90	121.00	N/A	N/A	X		X	
TIRE CHAINS, Mileage for Single Axle Per Installed Mile	2.00	2.00	N/A	N/A	X		X	
TIRE CHAINS, Mileage for Dual Axle Per Installed Mile	N/A	N/A	N/A	N/A	X		X	
ISSUED: (enter date)	TOW CAR OPERATOR: CPCN #3290 Lynn R. Jackson DBA Lynn's Auto Center 271 Main St. P.O. Box 476 Caliente, Nevada 89008							

** The charge commences at the time of departure to scene of tow and terminates at the time of return to tow operator's yard.

X - Rate not charged for Category C

N/A - Not applicable

Nevada Transportation Authority -- Model Tow Tariff (Flat Rate)

Definitions of these tow services are available for review from the tow car operator or at www.nta.nv.gov	Category A		Category B		Category C - Requiring tow truck with unladen weight of 15,000 lbs. or less		Category C - Requiring tow truck with unladen weight of more than 15,000 pounds	
	Tow Service and Rate Method	Day	Night	Day	Night	Day	Night	Day

TABLE 1

Weight of the Single Vehicle Being Towed:

HOOKUP MILEAGE, 10.1 - 100

10,000 - 14,999 lbs.	Per Loaded Mile			N/A		N/A
15,000 - 26,999 lbs.				N/A		N/A
27,000 - 35,999 lbs.				N/A		N/A
36,000 - 45,999 lbs.				N/A		N/A
46,000 - 65,999 lbs.				N/A		N/A
66,000 - 85,999 lbs.				N/A		N/A
86,000 - 109,999 lbs.				N/A		N/A
110,000 lbs. and over				N/A		N/A

HOOKUP MILEAGE, 100.1 and over

10,000 - 14,999 lbs.	Per Loaded Mile			N/A		N/A
15,000 - 26,999 lbs.				N/A		N/A
27,000 - 35,999 lbs.				N/A		N/A
36,000 - 45,999 lbs.				N/A		N/A
46,000 - 65,999 lbs.				N/A		N/A
66,000 - 85,999 lbs.				N/A		N/A
86,000 - 109,999 lbs.				N/A		N/A
110,000 lbs. and over				N/A		N/A

COMBINATION VEHICLES (Weight of the First Unit) Being Towed:

HOOKUP MILEAGE, 10.1 - 100

10,000 - 14,999 lbs.	Per Loaded Mile			N/A		N/A
15,000 - 26,999 lbs.				N/A		N/A
27,000 - 35,999 lbs.				N/A		N/A
36,000 - 45,999 lbs.				N/A		N/A
46,000 - 65,999 lbs.				N/A		N/A
66,000 - 85,999 lbs.				N/A		N/A
86,000 - 109,999 lbs.				N/A		N/A
110,000 lbs. and over				N/A		N/A

HOOKUP MILEAGE, 100.1 and over

10,000 - 14,999 lbs.	Per Loaded Mile			N/A		N/A
15,000 - 26,999 lbs.				N/A		N/A
27,000 - 35,999 lbs.				N/A		N/A
36,000 - 45,999 lbs.				N/A		N/A
46,000 - 65,999 lbs.				N/A		N/A
66,000 - 85,999 lbs.				N/A		N/A
86,000 - 109,999 lbs.				N/A		N/A
110,000 lbs. and over				N/A		N/A

** The charge commences at the time of departure to scene of tow and terminates at the time of return to tow operator's yard.

X - Rate not charged for Category C

N/A - Not applicable



TOW CAR TARIFF

NAMING

RULES, REGULATIONS, RATES, AND CHARGES

IN THE TRANSPORTATION OF DISABLED, ABANDONED, IMPOUNDED, DAMAGED,
OR STUCK VEHICLES BY TOW CAR WITHOUT THE CONSENT OF THE REGISTERED
OWNER

within

THE STATE OF NEVADA

Template Version: 040512

Effective as of:



CPCN 3290
Lynn R. Jackson
d/b/a Lynn's Auto Center
271 Main Street
Caliente, Nevada 89008